

# Adaptive Congestion Control of High Speed ATM Networks

MORTEZA MOSAVI and MAHDI JALILI-KHARAAJOO  
Islamic Azad University, Arak Branch, Arak, Iran

**Abstract.** Proportional control methods of controlling congestion in high speed ATM networks fail to achieve the desired performance due to the action delays, nonlinearities, and uncertainties in control loop. In this paper an adaptive minimum variance controller is proposed to minimize the rate of stochastic inputs from uncontrollable high priority sources. This method avoids the computations needed for pole placement design of the minimum variance controller, and utilizes an online recursive least squares algorithm in direct tuning of the controller parameters. The closed loop system is adaptive and robust to the uncertain network conditions and provides minimum cell loss ratio, efficient use of network resources, and fair allocation of the available bandwidth through the controlled sources.

## 1. Introduction

Congestion control of ATM (Asynchronous Transfer Mode) network with its wide use in high bandwidth communication systems is the source of attention and subject of active research [1]. There are different types of communication services which are categorized in high priority sources including Constant Bit Rate (CBR) and Variable Bit Rate (VBR), and best effort sources often considered as Available Bit Rate (ABR) sources. On the basis of QoS (Quality of Service) requirements, congestion control is possible by regulating the queue length at bottleneck nodes via active controlling of Available Bit Rate (ABR). The appropriate solution is to use a first in first out (FIFO) buffer with a maximum capacity at the bottleneck switch. Minimum cell loss ratio due to prevention of buffer overflow and efficient use of network resources with a fair allocation between multiple ABR connections has made it a multi objective stochastic problem with partially conflicting goals: steady queue length around a nominal value and the actual sharing of available bandwidth. The simplest classical control feedback mechanism is called rate matching, in which the controller measures the average service rate available to ABR sources at periodic intervals and divides this capacity proportional to the predefined required rates of users [2,3,4]. In rate matching the goal is just queue length stability, and the available bandwidth to the ABR sources is treated as a random disturbance. Thus the rate matching techniques do not address the issue of performance. Optimality of performance in nominal queue length tracking is the important goal to utilize more advanced control architectures [5,6,7].

Another important factor is the unavoidable delay of closed loop systems in high speed links such as satellite ATM networks or IP ATM. The Round Trip Time (RTT) delay is the time from the moment control information is sent to the source until an appropriate action takes place, and is the source of instability in simple control systems. Therefore the main objective in most of the recently developed control systems is to minimize the effect of action delays in ATM networks [5,6]. Robust adaptive controllers and model predictive control approaches are some of the recent methods toward this problem [6,7]. The

stochastic minimum variance pole placement controllers have promising characteristics to minimize the variance of output in tracking the nominal queue length value. In an optimal system, this variance can be minimized to be equal to the variance of the cell rates from high priority uncontrollable sources often considered as disturbance input to the system. While utilizing this control scheme needs a complete understanding and accurate formulation of network dynamics, which is impractical, it can be useful if implemented as an adaptive architecture [8,9,10,11]. Therefore, in addition to compensating the effect of stochastic inputs to the system, the effect of time delays and uncertainties in various network parameters are handled by a robust and optimal performance. In this paper, a direct minimum variance self tuning regulator is proposed to be used with an online recursive least squares algorithm to estimate the appropriate control parameters and to adaptively regulate the queue length to the nominal value. The simulation results show the efficiency of the method in comparison to a proportional-integral rate matching controller. The network dynamics at an individual bottleneck node and the basic idea of congestion control are considered in section two; the formulation and development of the minimum variance pole placement controller and its adaptive architecture through direct self tuning regulation are presented in sections three and four; section five includes the simulation results, and the last section consist of some concluding remarks.

## 2. Queue Length Dynamics

Each bottleneck node of an ATM network has an output buffer to prevent cell loss, but the queue length of cells in the limited size buffer should be controlled to avoid overflow. Denoting the queue length at time  $n$  by  $q(n)$ , the queue length dynamics is written by a simple linear equation

$$q(n+1) = q(n) + r(n) - \mu(n) \quad (1)$$

where  $r(n)$  is the total number of cells receiving in the time interval  $[n, n+1)$ , and  $\mu(n)$  is the number of cells

that depart from this node at the same time. The rate of input cells to the buffer,  $r(n)$ , consists of inputs from  $M$  controllable ABR sources and a rate of cells from uncontrollable high priority sources (CBRs and VBRs) denoted by  $r^u(n)$ . Clearly:

$$r(n) = \sum_{m=1}^M r_m^c(n) + r^u(n) \quad (2)$$

The goal of ABR congestion control is to provide fairness among all sources with minimum cell loss ratio and maximum utilization of network resources, and can be held by regulating the queue length to a desired nominal value near the knee point of throughput-load diagram, and avoids buffer overflow in all of the different network conditions. A high performance tracking control method, actually results in optimal use of buffer and network capacity.  $q(n)$  is referred to as the controlled variable and  $r_m^c(n)$ s are the  $M$  control signals. The available bandwidth for ABR,  $\mu(n) - r^u(n)$ , is a stochastic value since the rate of VBR traffic is time varying. Therefore the uncontrolled traffic,  $r^u(n)$ , can be simply modeled by a filtered random disturbance sequence to the system. There are noticeable round trip time delays in a congestion controlled feedback loop:

$$r_m^c(n) = u_m(n - d_m) \quad (3)$$

where  $u_m(n)$  is the available bit rate to the  $m$ th source calculated at time  $n$ , but is considered by the source  $d_m$  time units later. We suppose minimum and maximum limits for these time delays:

$$0 \leq d_{\min} \leq d_1 \leq d_2 \leq \dots \leq d_M \leq d_{\max} \quad (4)$$

By defining a nominal queue length value ( $Q$ ), and the error variable  $q(n) - Q$ , a simple proportional integral control law can be used

$$u_m(n) = a_m [u_m(n-1) + k_1 q(n) + k_2 q(n-1) - (k_1 + k_2)Q] \quad (5)$$

where  $a_m$  is the rate allocation coefficient for source  $m$ , and  $k_1$  and  $k_2$  are control parameters which are constant for all of the sources. Typically

$$\sum_{m=1}^M a_m = 1 \quad (6)$$

The control signals of the different sources are computed by dividing a unified control signal proportional to the rate allocation coefficients:

$$r_m^c(n + d_m) = u_m(n) = a_m u(n) \quad (7)$$

To design the pole placement controller, the queue length dynamics are reformulated in frequency domain ( $Z$ -domain). A colored noise process is first assumed for the rate of uncontrolled sources:

$$r^u(n) = C(z)e(n) \quad (8)$$

Where  $e(n)$  denotes a Gaussian random sequence. By definition of  $y(n) = q(n) - Q$ , the tracking problem is simplified to the regulation problem, and the dynamical model is described by

$$A(z)y(n) = B(z)u(n) + C(z)e(n) \quad (9)$$

in which

$$A(z) = z^{d_{\max}+1} + z^{d_{\max}} \quad ; \quad \deg(A(z)) = d_{\max} + 1 \quad (10)$$

and

$$B(z) = a_d z^d + a_{d-1} z^{d-1} + \dots + a_0 \quad ; \quad \deg(B(z)) = d = d_{\max} - d_{\min} \quad (11)$$

### 3. Minimum Variance Controller

The minimum variance control law is designed to minimize the cost function defined as the expectation of the controlled signal in equation 9:

$$J = E\{y^2(n)\} \quad (12)$$

Equation (9) is then reconfigured as

$$y(n + d_0) = \frac{B(z)}{A(z)} u(n + d_0) + \frac{C(z)}{A(z)} e(n + d_0) \quad (13)$$

where  $d_0 = d_{\min}$  is the minimum time delay for a control action to appear in output, and hence is the prediction horizon of the minimum variance controller. Equation (13) can be further modified to yield

$$y(n + d_0) = \frac{B(z)}{A(z)} u(n + d_0) + F(z)e(n+1) + \frac{zG(z)}{A(z)} e(n) \quad (14)$$

$F(z)$  and  $G(z)$  are computed as the quotient and remainder polynomials of dividing  $z^{d_0-1}C(z)$  to  $A(z)$  from the following Diophantine equation:

$$z^{d_0-1}C(z) = A(z)F(z) + G(z) \quad (15)$$

By a few mathematical manipulations through the noise innovation model, the following equation is obtained [12]:

$$y(n+d_0) = F(z)e(n+1) + \frac{zB(z)F(z)}{C(z)}u(n) + \frac{zG(z)}{C(z)}y(n) \quad (16)$$

The second part of which is considered as the prediction model

$$\hat{y}(n+d_0|n) = \frac{zB(z)F(z)}{C(z)}u(n) + \frac{zG(z)}{C(z)}y(n) \quad (17)$$

And to minimize the prediction error,  $y(n+d_0) - \hat{y}(n+d_0|n)$ , the minimum variance control law is obtained

$$u(n) = -\frac{G(z)}{B(z)F(z)}y(n) \quad (18)$$

#### 4. Self Tuning Regulator

The pole placement design of the minimum variance controller via equations (15) and (18) is just applicable if the polynomials of the model in equation (9), i.e.  $A(z)$ ,  $B(z)$ , and  $C(z)$ , are definite; but this is not the case in real situation. So there is a need to utilize an estimation method either for these parameters or directly for the control parameters in equation (18). Using an identification method to estimate the parameters of the model in equation (9) is followed by the hard computation of the Diophantine equation and is not efficient. Another approach is the direct tuning of the controller parameters. To start, equation (16) is parameterized in backward difference form as follow

$$y(n+d_0) = \frac{1}{C^*(z^{-1})} (R^*(z^{-1})u(n) + S^*(z^{-1})y(n)) + R_1^*(z^{-1})e(n+d_0) \quad (19)$$

in which  $R_1^*(z^{-1}) = F^*(z^{-1})$ . Recursive Least Squares (RLS) algorithm is proposed to estimate the polynomials  $R^*(z^{-1})$  and  $S^*(z^{-1})$  as the coefficients of the regressors of input ( $u(n)$ ) and output ( $y(n)$ ). The

$\frac{1}{C^*(z^{-1})}$  coefficient can be considered as a filter on regressors, and is commonly replaced by a stable filter of the rational form  $\frac{Q^*(z^{-1})}{P^*(z^{-1})}$ :

$$u_f(n) = \frac{Q^*(z^{-1})}{P^*(z^{-1})}u(n) \quad \text{and} \quad y_f(n) = \frac{Q^*(z^{-1})}{P^*(z^{-1})}y(n) \quad (20)$$

Therefore the RLS algorithm is formulated to estimate the coefficients of  $R^*(z^{-1})$  and  $S^*(z^{-1})$  in the following model

$$y(n+d_0) = R^*(z^{-1})u(n) + S^*(z^{-1})y(n) + \varepsilon(n+d_0) \quad (21)$$

where

$$\begin{aligned} R^*(z^{-1}) &= r_0 + r_1 z^{-1} + \dots + r_k z^{-k} \\ S^*(z^{-1}) &= s_0 + s_1 z^{-1} + \dots + s_l z^{-l} \end{aligned} \quad (22)$$

The recursive least squares estimation is performed via

$$\begin{aligned} \varepsilon(n) &= y(n) - R^*(z^{-1})u_f(n-d_0) - S^*(z^{-1})y_f(n-d_0) = y(n) - \phi^T(n-d_0)\hat{\theta}(n-1) \\ \phi^T(n) &= [u(n) \dots u(n-k) \quad y(n) \dots y(n-l)] \\ \theta^T &= [r_0 \dots r_k \quad s_0 \dots s_l] \end{aligned} \quad (23)$$

and the control signal is calculated by the representation of equation (18):

$$u(n) = -\frac{S^*(z^{-1})}{R^*(z^{-1})}y(n) \quad (24)$$

#### 5. Simulation Results

The mathematical model of an ATM bottleneck switch, which is used in this article, consists of idealized queue dynamics with action delays in control loop; and the simulation model also includes the saturation nonlinearities, such as buffer overflow and nonnegative cell rates of all sources. Three ABR sources with different round trip time delays are assumed, one of which has an allocation rate coefficient of 0.5 and the others have equal coefficients of 0.25. The output service rate of the node is 10000 cells per time unit and the traffic of high priority sources is modeled as a filtered random process with a Gaussian input sequence ( $m_x=5000$ ,  $\sigma_x=2500$ ). Nominal time delays of ABR sources are  $d_1=3$ ,  $d_2=4$ ,  $d_3=5$ ;  $M=3$ , and the desired queue length is 3000. The nominal queue length is 3000 and the maximum buffer size is 5000. Simulation results of the proposed controller are compared to the simple control structure of equation (4). Figure 1 presents a comparison of the queue length values for the proportional integral control method, and the adaptive minimum variance controller. Both methods have regulated the queue length to 3000, but their mean values and standard deviations are different. Obviously, the minimum variance controller has resulted in lower variance of the queue length about the nominal value. Figures 2 and 3 depict the robustness of the system when one of the ABR sources is failed. The queue length regulation is restored after a short transient time, and the available bandwidth is fairly shared between the active ABR sources.

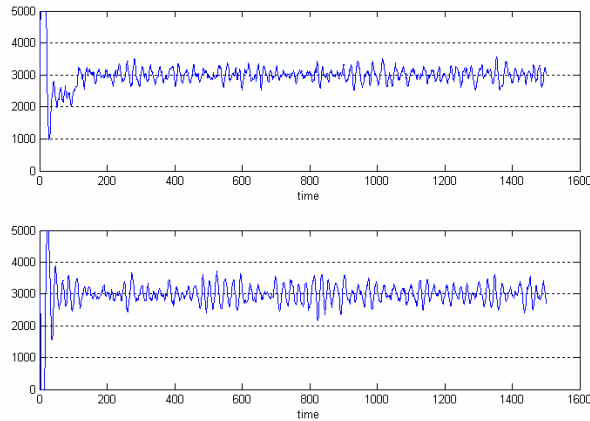


Fig. 1. Tracking control of queue length, Upper: Control feedback loop of equation (5): mean=2999.5, standard deviation=268.33 (steady state), Lower: The self tuning minimum variance regulator: mean=2999.7, standard deviation=181.82 (steady state)

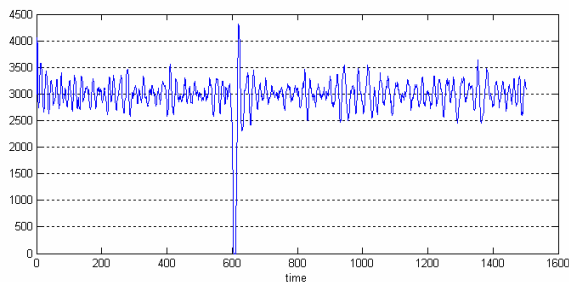


Fig. 2. Queue length when a failure is occurred to ABR source 2 at  $t=600$ : tracking control of the nominal queue length is restored after a short transient time

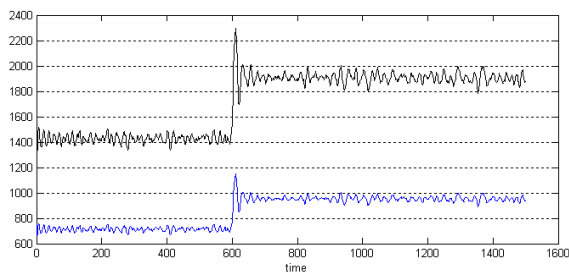


Fig. 3. Bit rate available to ABR sources, when a failure is occurred to ABR source 2 at  $t=600$ : average rate of ABR source 1 is increased from 713.8 to 953.2, and average rate of ABR source 3 is increased from 1427.6 to 1906.5

## 6. Conclusion

The self tuning minimum variance regulator proposed in this article, is designed to minimize the effect of stochastic disturbance inputs of the high priority sources to the system. While the queue length dynamics at bottleneck nodes is undetermined and the round trip time delays are uncertain and time varying for controlled ABR sources, an online recursive least squares algorithm can directly tune the control parameters to achieve the desired performance. The proposed controller is automatic and just needs good

estimations of the minimum and maximum limits of the time delays. This adaptive system is also robust to the changes in network conditions, and the failure of ABR sources, to prevent buffer overflow and efficient use of network resources.

## References

1. Imer O.C., Compance S., Basar T., Srikant R.: Available bit rate congestion control in ATM networks, *IEEE Control Systems Magazine*, Vol. 135, (2001) 38-56
2. Benmohammed L., Meerkov S.M.: Feedback control of congestion in packet switching networks: The case of a single congested node, *IEEE/ACM Tran. Networking*, Vol. 1(6), (1993) 693-707
3. Mascolo S.: Congestion control in high speed communication networks using the Smith principle, *Automatica*, Vol. 35, (1999) 1921-1935
4. Altman E., Basar T., Srikant R.: Robust rate control for ABR sources, *proc. IEEE INFOCOM*, San Francisco, CA, (March 1998)
5. Altman E., Basar T., Srikant R.: Congestion control as a stochastic control problem with action delays, *Automatica*, Vol. 35, (1999) 1937-1950
6. Imer, O.C., Basar T.: Optimal solution to a team problem with information delays: an application in flow control for communication networks, *proc. of the 38<sup>th</sup> conf. on Decision and Control*, (1999) Phoenix, AZ, USA
7. Hua O. Wang, Yongru Gu, Huajing Fang: Robust congestion control in high speed communication networks: A model predictive control approach, *IFAC 15<sup>th</sup> Triennial World Congress*, (2002) Barcelona, Spain
8. Liansheng Tan, Yang S.H.: Rate-based congestion controllers for high speed computer networks, *IFAC 15<sup>th</sup> Triennial World Congress*, (2002) Barcelona, Spain
9. Jun Yan Robert, Bitmead R., Model Predictive control and state estimation: a network example, *IFAC 15<sup>th</sup> Triennial World Congress*, (2002) Barcelona, Spain
10. Gholipour A., Yazdanpanah M.J.: Dynamic tracking control of nonholonomic mobile robot with model reference adaptation for uncertain parameters, *proc. of ECC2003: European Control Conference*, (2003) Cambridge, England
11. Gholipour A., Abbaspour A., Lucas C.: An Emotional Learning based Predictive approach to stochastic control of congestion in ATM networks, *submitted to WAC2004: World Automation Congress*, (2004) Seville, Spain
12. Astrom K.J., Wittenmark B.: *Adaptive Control*, Addison-Wesley, 2<sup>nd</sup> Edition, (1995)